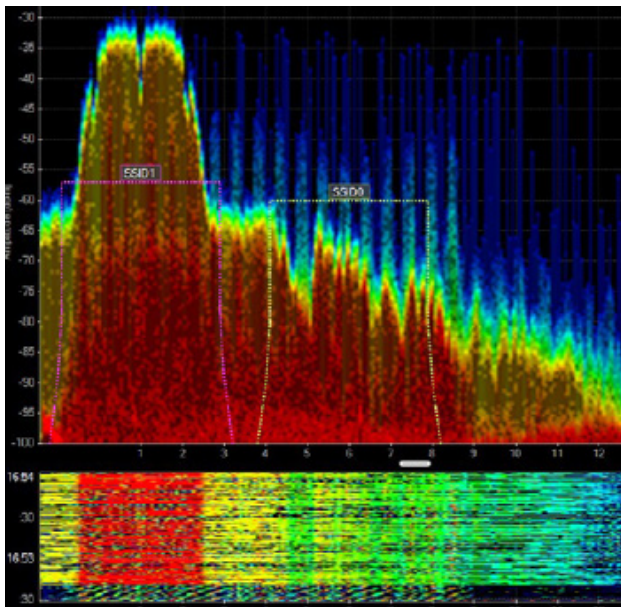


Pain Relief for WiFi Headaches



Chanalyzer brings simplicity and power to wireless troubleshooting. It combines Wi-Spy's ability to read raw RF data with your computer's built-in WiFi card to show you how environmental WiFi saturation and non-WiFi transmitters affect your network. Chanalyzer is capable of displaying activity in the 6 GHz band. It can also display 2.4 GHz band, 5 GHz band, or both simultaneously. Must use Wi-Spy Lucid, WiPry Clarity or a Wi-Spy DBx.

With Chanalyzer you can:

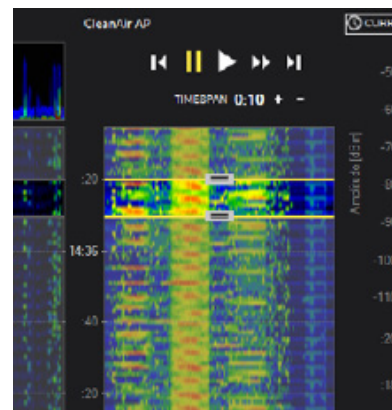
- Find the clearest channel for your network to optimize WLAN connectivity and throughput
- Locate and defeat interfering transmitters harming your network
- Identify and document RF issues and your solutions, with customized, colorful reports (Report Builder accessory)
- Troubleshoot remotely with data from Cisco access points (Cisco CleanAir accessory)

Understand Utilization by Color

A variety of devices transmit in the same part of the wireless spectrum as WiFi, including microwave ovens, baby monitors, cordless phones, security cameras, and more. Chanalyzer visualizes the activity of these transmitters and displays it by color, ranging from blue for infrequent transmissions to red for constant, channel-destroying activity.

DVR-Like Playback Controls

Similar to a television's DVR, you can pause or rewind your data while Chanalyzer continues to record in the background. When reviewing a recording, Chanalyzer's Waterfall Navigation allows you to evaluate utilization over time to identify peak hours and adjust your network accordingly. Every graph and table in Chanalyzer adjusts itself to display only information from the selected time span in the Waterfall Navigation Pane.



What you get in Chanalyzer:

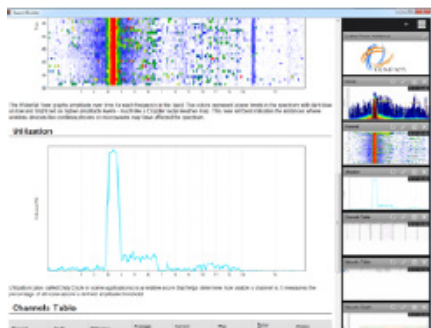
- Visualization of raw spectrum data
- WiFi network overlays
- Visual playback with Waterfall Navigation
- Find offending devices
- Session recording and saving
- Automatic device classification
- Option to add specialized accessories
- Add notes by location

Complete your toolkit with these features

Report Builder

Report Builder is a fast, simple way to explain and document RF interference and congestion issues. With just one click, you can add a snapshot, edit image size, create descriptions or use preloaded explanations.

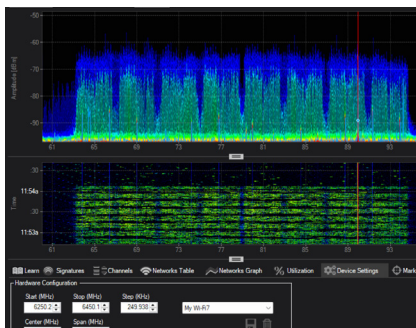
- Document spectrum events to explain to your audience, even if they're not tech-savvy
- Build comparisons to highlight impact from interference
- Export directly to PDF, HTML, RTF, or copy to clipboard



Configurable Spectrum Analysis

Unleash the power of your Wi-Spy to make the invisible visible. Focus on small frequency ranges with precision or scan wide swaths quickly. Deliver lab-worthy spectrum analysis that meets the demands of RF professionals.

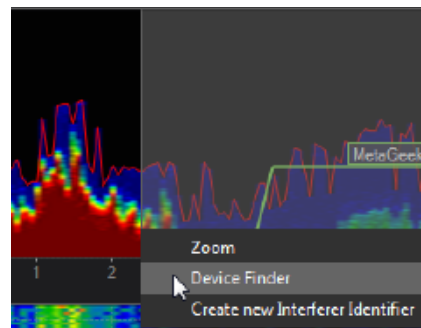
- Save hardware presets for instant access
- Ensure consistent, reliable performance
- Mark key frequencies and amplitude thresholds with ease



Device Finder

Defend your WLAN airspace with Device Finder, a purpose-built directional antenna for Wi-Spy that quickly tracks down transmitting devices in all three ISM bands (2.4 GHz, 5 GHz, 6 GHz).

- Bring laser-like focus to your search for offending signals
- Visualize the device's location as you approach the signal
- Positively identify and mitigate hidden interference



MetaCare Assurance Plan

The MetaCare Assurance Plan includes future software updates for MetaGeek software during the period the plan is in effect. Updates range from bug fixes and minor feature updates to major enhancements and all the other wonderful changes we have in store.

For more information about MetaCare Assurance Plan, visit:
metageek.link/metacare-renewal

Technical Requirements

OPERATING SYSTEM: Microsoft® Windows Vista, 7, 8, 10, 11.

Mac OS X VIRTUALIZATION: VMware Fusion, Parallels

MINIMUM REQUIREMENTS: 1024 x 600, 4 GB RAM, .NET 4.8, 1 USB port

WI-FI RADIO: 802.11b recommended (to unlock Wi-Fi 7), 802.11ax

NOTE: Virtual machines require a USB WiFi adapter to view WiFi information

MetaGeek Wi-Spy Mode

REQUIRED HARDWARE: Wi-Spy Lucid, Built-In WiFi card (802.11b recommended, a/b/g/n/ac/ax/be compatible). Also works with WiPry Clarity and Wi-Spy DBx.

OPTIONAL HARDWARE: Device Finder